

How to view Advisee listing

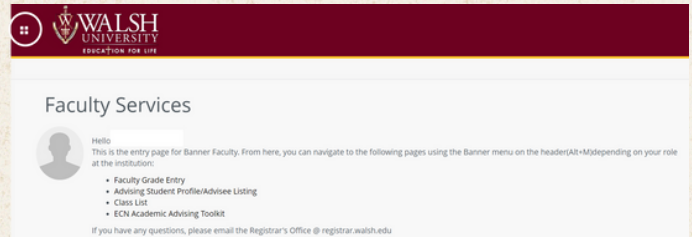
NOTE: It is optional to list your office hours in Banner.

1. Log in to the MyWalsh Portal

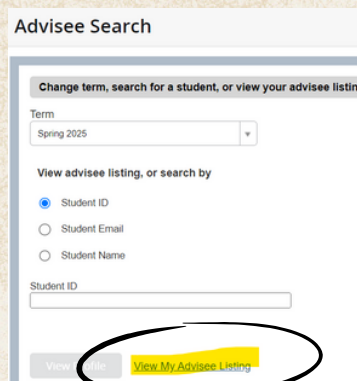
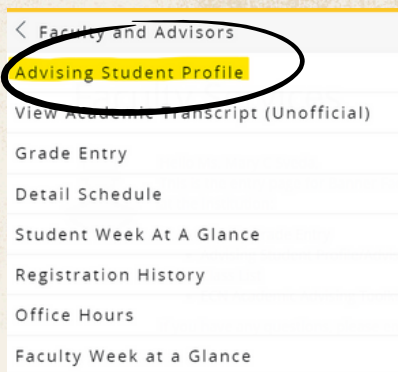
- Click on **Cav Center** in the top right corner
- Click on **Faculty & Adjuncts** tile



2. Select the 4 squares in the top left corner of your faculty services dashboard



3. Select Banner > Faculty and Advisors > Advising Student Profile



- You can also select / filter a specific student by searching by Student ID, Email, or Name

4. Select a term and click on View My Advisee Listing

If you have any registration errors, please submit an [E-Form](#) or reach out to the Office of the Registrar at Registrar@walsh.edu or call 330.490.7367.